




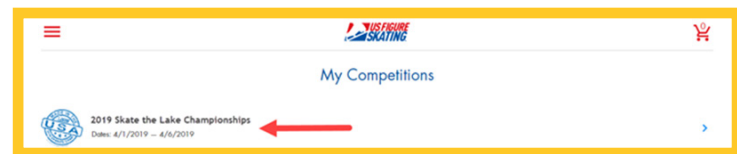
PLANNED PROGRAM CONTENT

Competitors are required to submit planned program content (PPC) in EMS for many events. You can provide PPC from your personal computer or mobile device. When PPC is required, you must submit it by the deadline. After the deadline, competitors will be unable to provide PPC in EMS. Late PPC submissions may incur a fee for some non-qualifying competitions.

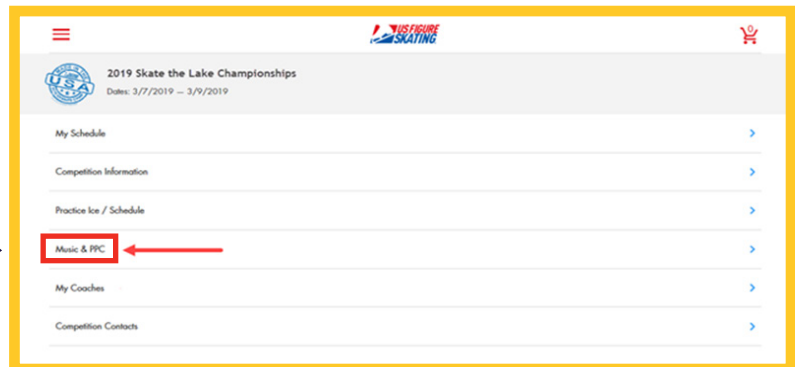
1 Log in to *Members Only*. (www.usfsaonline.org) Select **EMS**. Select **My Competitions**.



2 On the *My Competitions* page, tap the desired competition.



3 Tap **Music & PPC**.

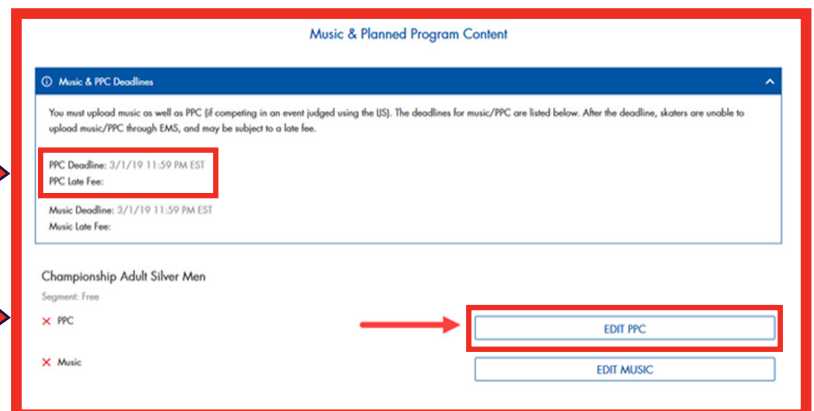


Music & PPC Content

4 Review the deadline and submit PPC for all segments on the *Music & Planned Program Content* page.

Note: Contact the LOC for additional instructions if attempting to provide PPC after the deadline.

5 Tap **EDIT PPC**.

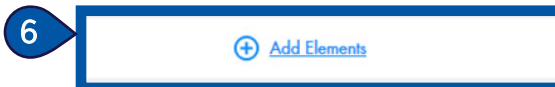




PLANNED PROGRAM CONTENT

Contact your coach for assistance in determining elements.

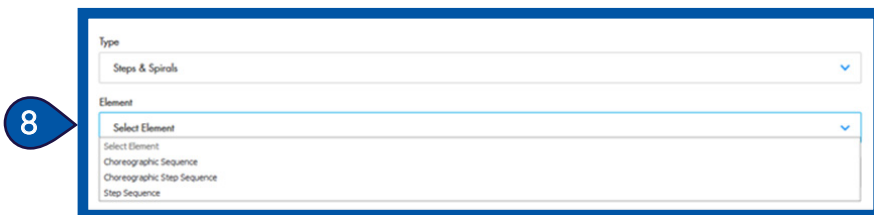
6 Tap **Add Elements**.



7 Use the **Type** dropdown to add an element: **Jumps, Spins, or Steps & Spirals**.

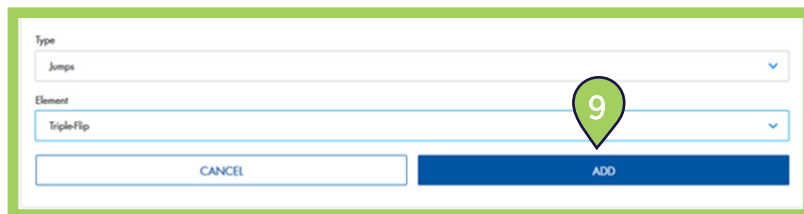


8 Use the **Element** dropdown to define the jump, spin, or sequence.



9 Tap **Add** to save the element.

Repeat the process for all elements in your program. List the elements in the order they occur in your program.



10 Tap **Toggle on to edit elements** to reorder by using the up/down buttons.

11 Tap **Confirm PPC** to save and return to the *Music & Planned Program Content* page.

Best Practice: Submit PPC for all event segments.

