



MY COACHES

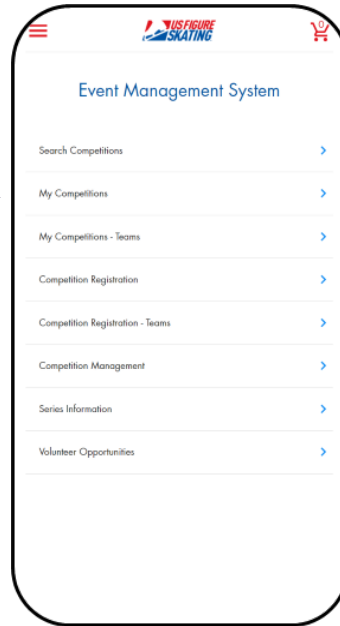
Access Path: EMS > My Competitions

Video Resource Available [HERE](#)


On the My Coaches page, competitors specify who will be attending the competition as their coach. Adding a coach gives them access to view your schedule, music, and PPC.

Note: Only fully compliant coaches can accompany competitors to U.S. Figure Skating sanctioned events. Competition specific credential information and coach compliance requirements are available on the competition website.

1 After logging in to Members Only (m.usfigureskating.org), select EMS. Select My Competitions.

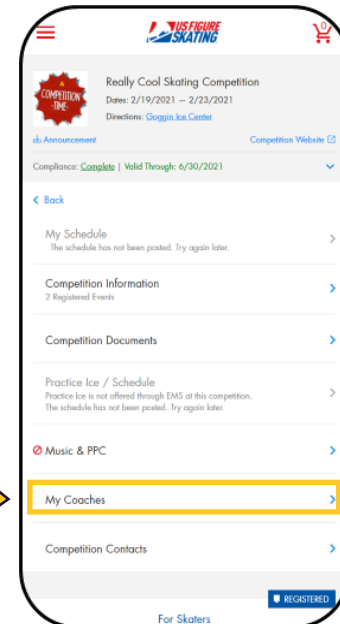


2



2 Select your competition.

3 Tap My Coaches.



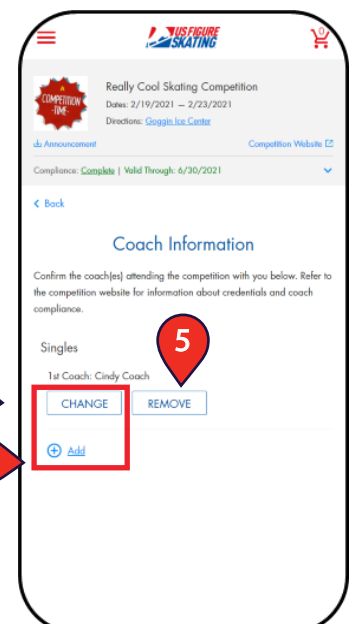
4 Review the coaches listed.

5 To delete a coach from the list, tap REMOVE below the coach's name. Note: If you have more than one coach, you must remove the "2nd Coach" before removing the "1st Coach".

6 To change or add a coach, tap CHANGE or Add.

4

6



MY COACHES



Access Path: EMS > My Competitions

Video Resource Available [HERE](#)

- 7 Search for your coach by one of the following:
- "Membership #"
 - "First Name" "Last Name"
 - the "State" dropdown

Best Practice: Search by using the coach's U.S. Figure Skating member number.

8 Tap **SEARCH**.

9 Choose your coach and tap **ADD** to update the Coach Information page.

10 Tap the menu icon to access the Main Menu.

