

PLANNED PROGRAM CONTENT



Access Path: EMS > [My Competitions](#)

Video Resource Available [HERE](#)

Competitors are required to submit planned program content (PPC) in EMS for many events. You can provide PPC from your personal computer or mobile device. When PPC is required, you must submit it by the deadline. After the deadline, competitors will be unable to provide PPC in EMS. Late PPC submissions may incur a fee for some non-qualifying competitions.

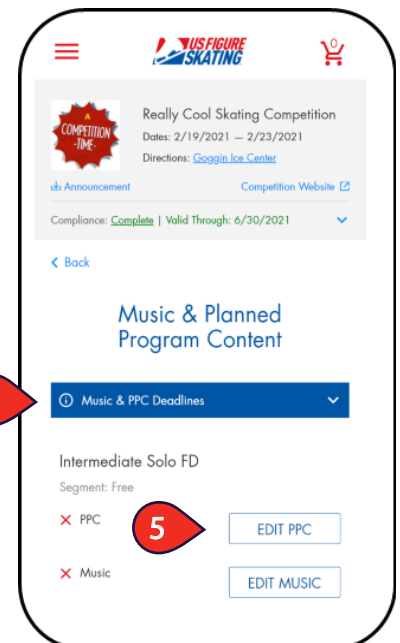
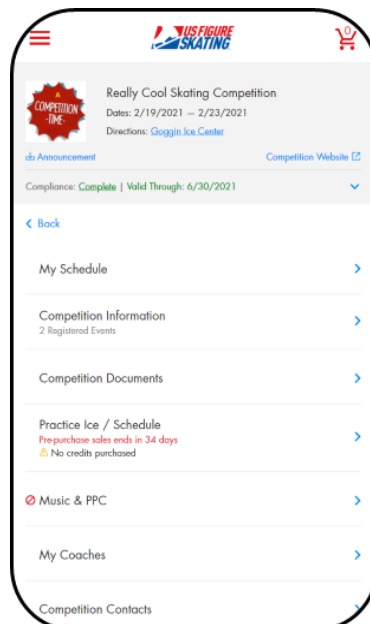
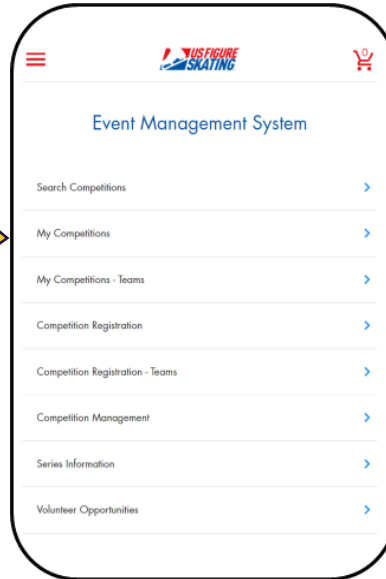
1 Log in to Members Only. (m.usfigureskating.org) Select **EMS**. Select **My Competitions**.

2 On the My Competitions page, tap the **desired competition**.

3 Tap **Music & PPC**.

4 Review music and **PPC** deadlines.
Note: Contact the LOC for additional instructions if attempting to provide PPC after the deadline.

5 To enter PPC, tap **EDIT PPC** for the event/segment.



PLANNED PROGRAM CONTENT



Access Path: EMS > [My Competitions](#)

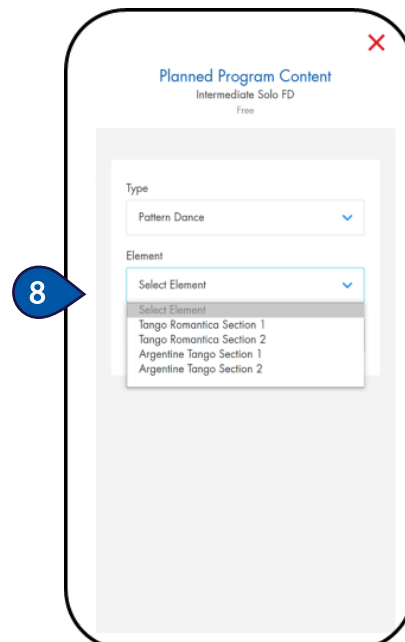
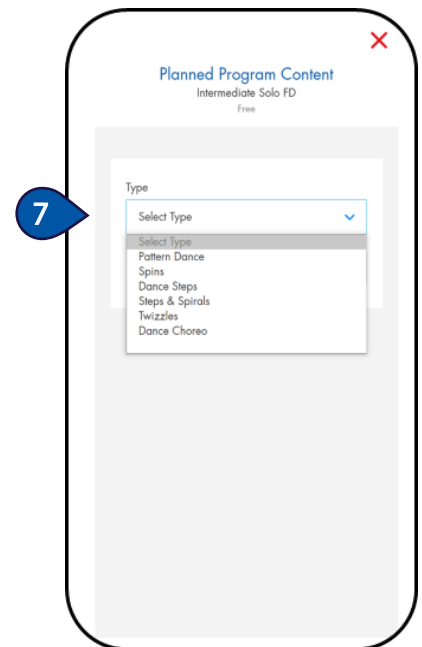
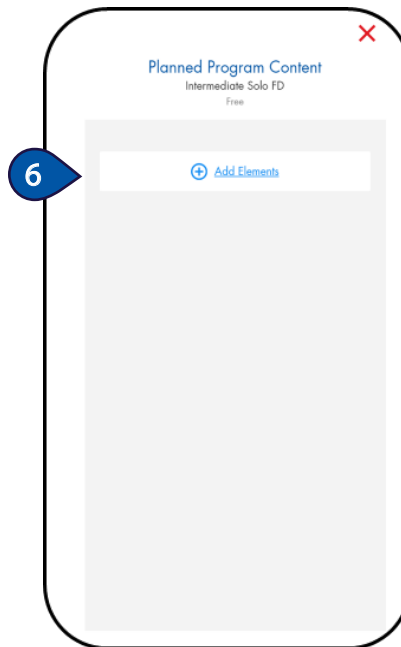
Video Resource Available [HERE](#)

Contact your coach for assistance in determining elements.

6 Tap **Add Elements**.

7 Use the **Type** dropdown to add an element i.e. Jumps, Spins, Twizzles, etc.

8 Use the **Element** dropdown to define the Element Type i.e. Double-Axel, Sit Spin, Choreographic Sequence, etc.



PLANNED PROGRAM CONTENT



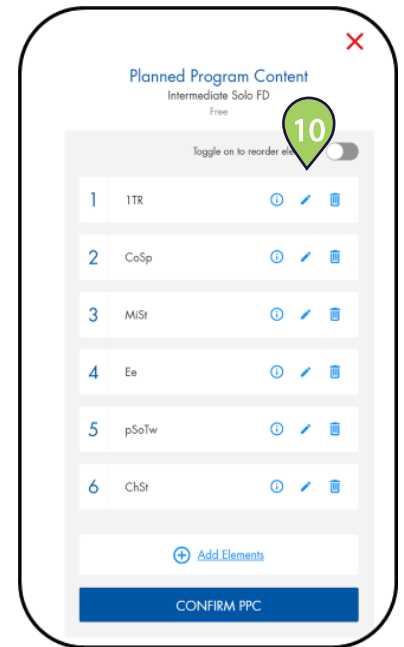
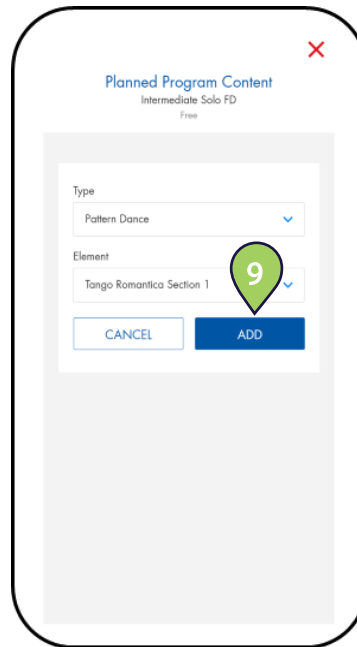
Access Path: EMS > [My Competitions](#)

Video Resource Available [HERE](#)

9 Tap **Add** to save the element.

Repeat the process for all elements in your program. List the elements in the order they occur in your program.

10 To edit or delete an element, use the **pencil** or **trash can** icon.



11 Tap **Toggle** on to reorder elements by using the up/down arrows.

12 Tap **Confirm PPC** to save and return to the Music & Planned Program Content page.

Reminder: Submit PPC for each IJS event/segment.

